

Project Panther

Monday, December 31 2018

Profit & Loss

Jan 01, 2018 through Dec 31, 2018

Accrual Basis



In 1,000s

15,917.36 NET INCOME
25,750.12 INCOME
9,832.76 EXPENSES

Income

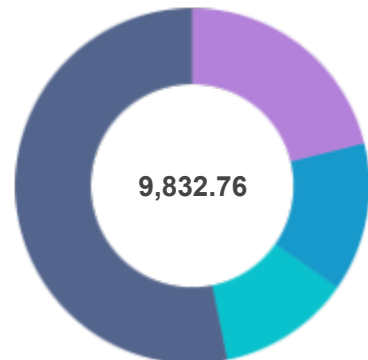


Expenses

Jan 01, 2018 through Dec 31, 2018

Accrual Basis

2,080.90 JOB EXPENSES
1,332.00 MISCELLANEOUS
1,190.00 MAINTENANCE AND REPAIR
5,229.86 OTHER ACCOUNTS



Project Panther

Monday, December 31 2018

Prev Year Income Comparison

All Accounts | Yearly Comparison

Accrual Basis



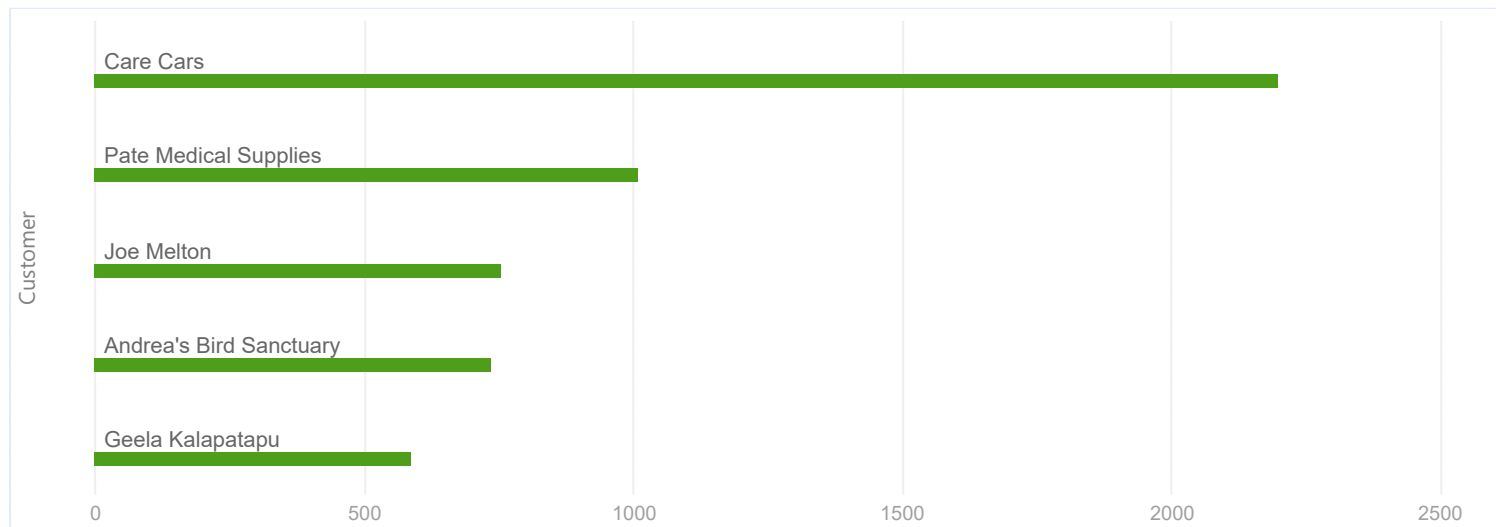
In 1,000s

■ PRIOR FISCAL YEAR(S) ■ CURRENT FISCAL YEAR

Top Customers by Sales

Jan 01, 2018 through Dec 31, 2018

Accrual Basis



■ SALES VOLUME

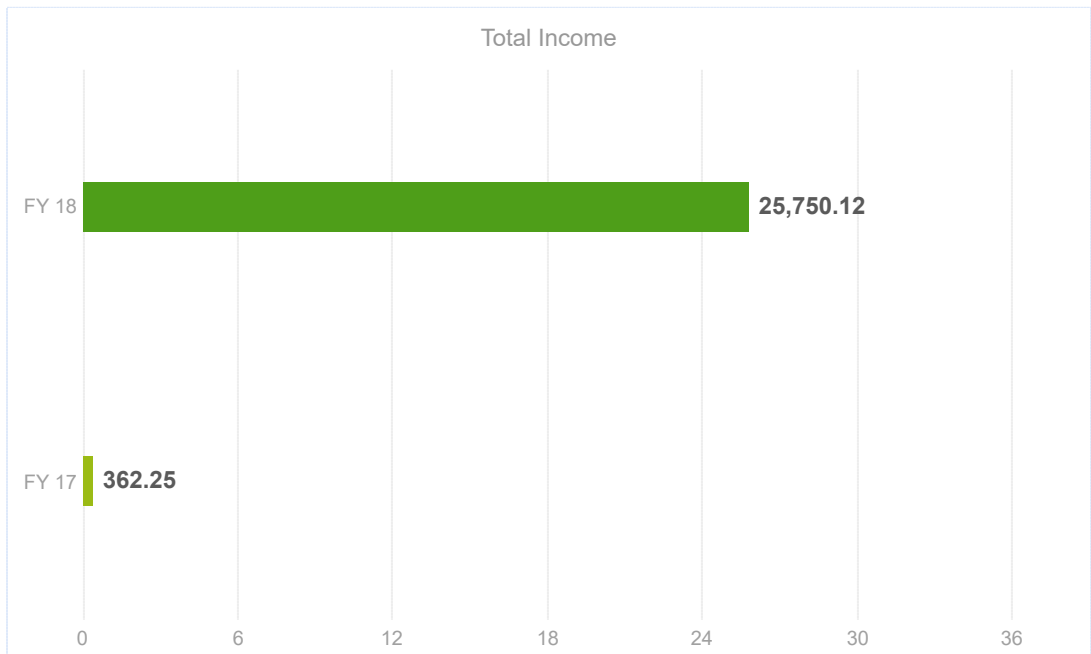
Project Panther

Monday, December 31 2018

Business Growth

Compared to Last Fiscal Year

Accrual Basis



In 1,000s

This Fiscal Year
(Jan 01, 2018 - Dec 31, 2018)

+7,008.4%
Business Growth

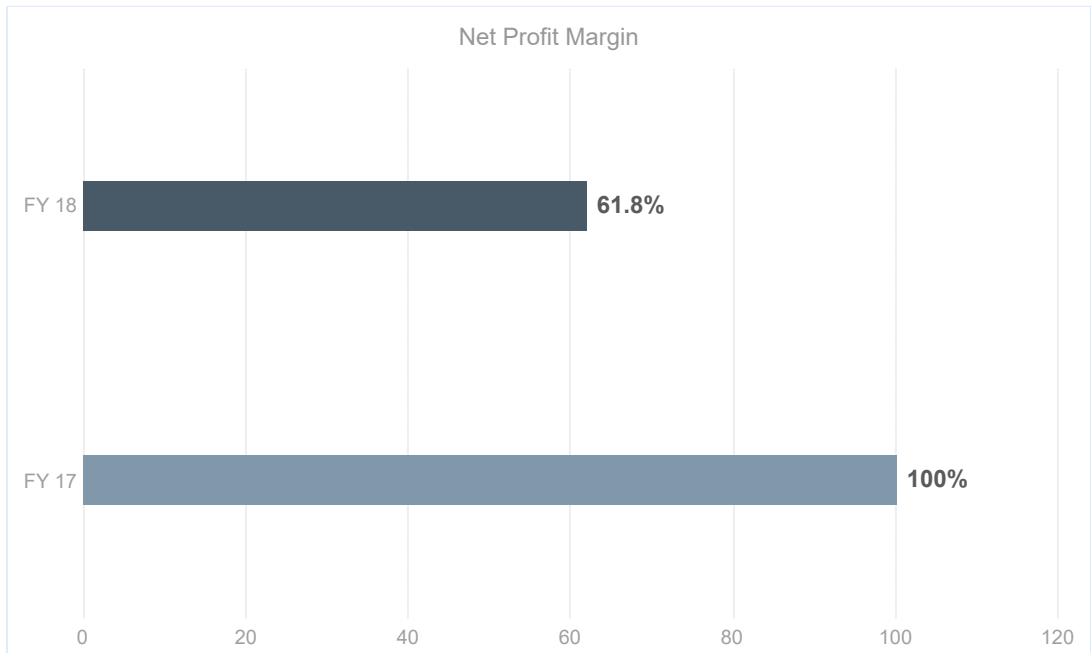
↑ 25,387.87

Good news! Your total income has grown compared to last fiscal year.

Net Profit Margin

Compared to Last Fiscal Year

Accrual Basis



In %

This Fiscal Year
(Jan 01, 2018 - Dec 31, 2018)

+61.8%
Net Profit Margin

↑ 38.2
percentage point(s)

Your net profit margin has decreased compared to last fiscal year.